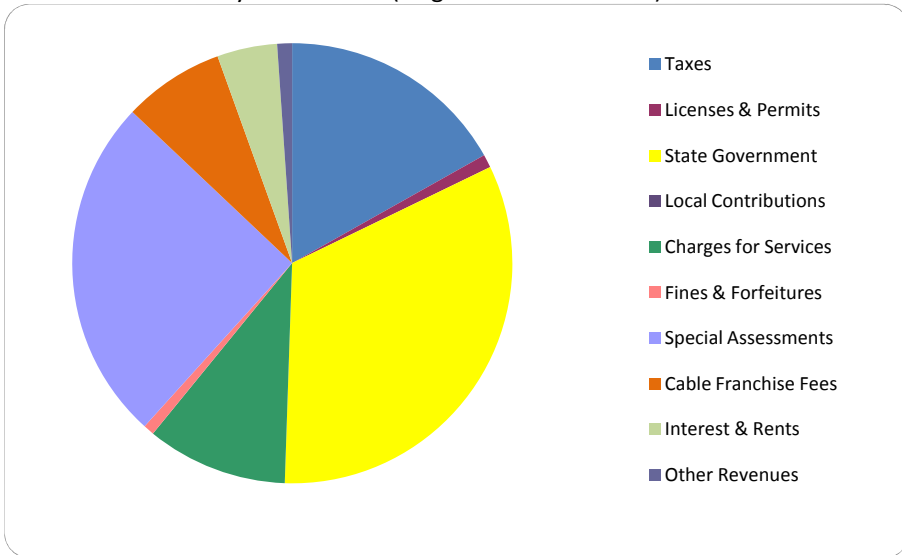


**CITIZEN'S GUIDE TO LOCAL UNIT FINANCES - Tyrone Township (47-1150)**

**REVENUES**

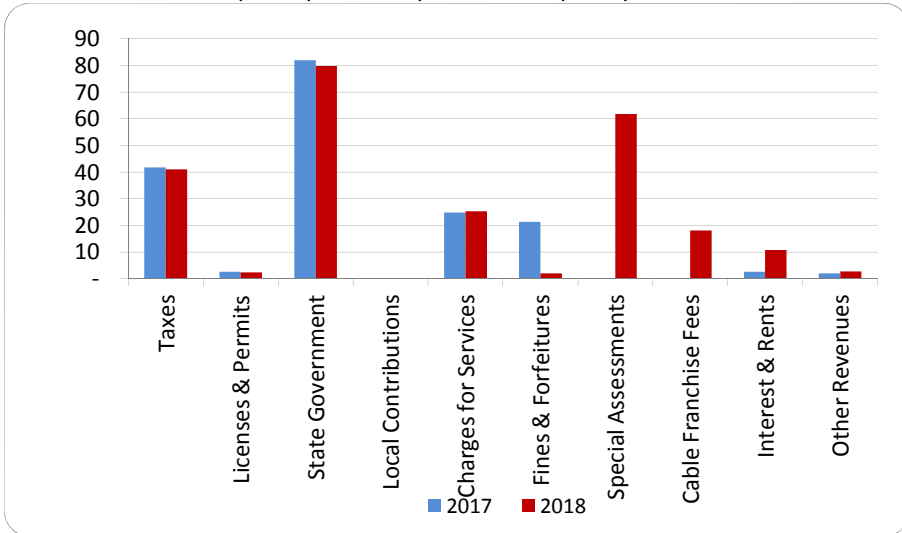
**1. Where our money comes from (all governmental funds)**



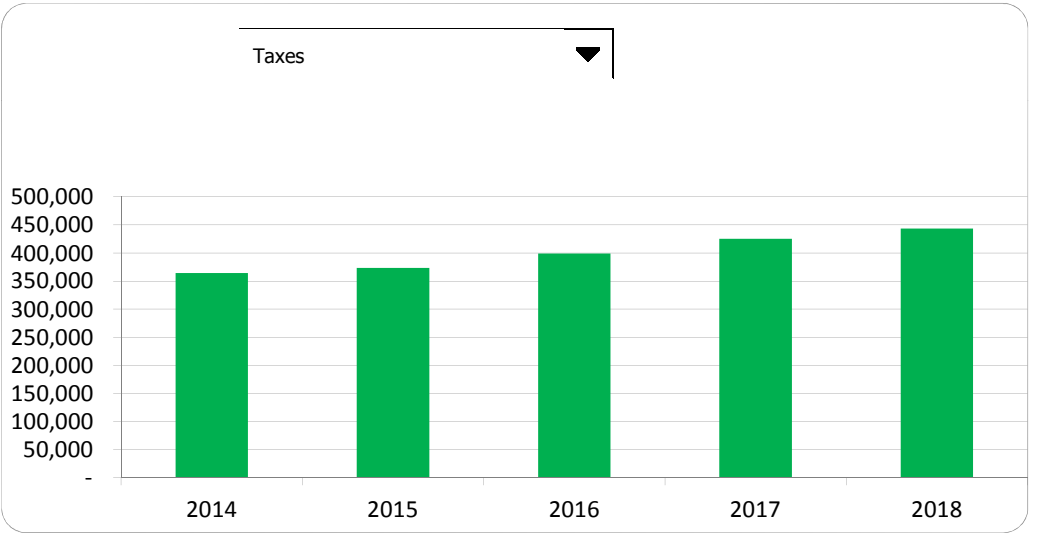
**2. Compared to the prior year**

|                       | <u>2017</u>         | <u>2018</u>         | <u>% change</u> |
|-----------------------|---------------------|---------------------|-----------------|
| Taxes                 | \$ 425,196          | \$ 443,809          | 4.38%           |
| Licenses & Permits    | 26,570              | 25,245              | -4.99%          |
| State Government      | 834,581             | 863,111             | 3.42%           |
| Local Contributions   | -                   | -                   | N/A             |
| Charges for Services  | 252,467             | 273,105             | 8.17%           |
| Fines & Forfeitures   | 217,085             | 21,269              | -90.20%         |
| Interest & Rents      | 25,988              | 115,986             | 346.31%         |
| Other Revenues        | 19,764              | 29,110              | 47.29%          |
| <b>Total Revenues</b> | <b>\$ 1,801,651</b> | <b>\$ 1,771,635</b> | <b>-1.67%</b>   |

**3. Revenue sources per capita - compared to the prior year**



**4. Historical trends of individual sources**



**Commentary:**

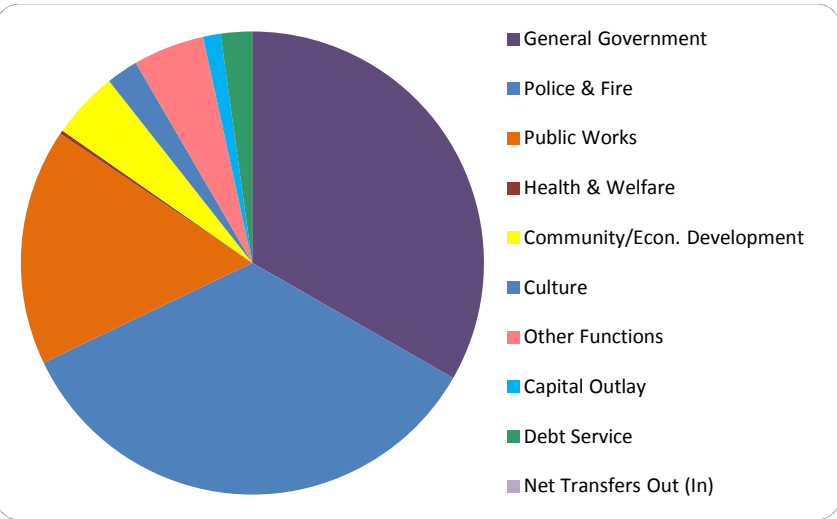
For more information on our unit's finances, contact Mike Cunningham at (810) 629-8631.

**CITIZEN'S GUIDE TO LOCAL UNIT FINANCES - Tyrone Township (47-1150)**

**EXPENDITURES**

**1. Where we spend our money (all governmental funds)**

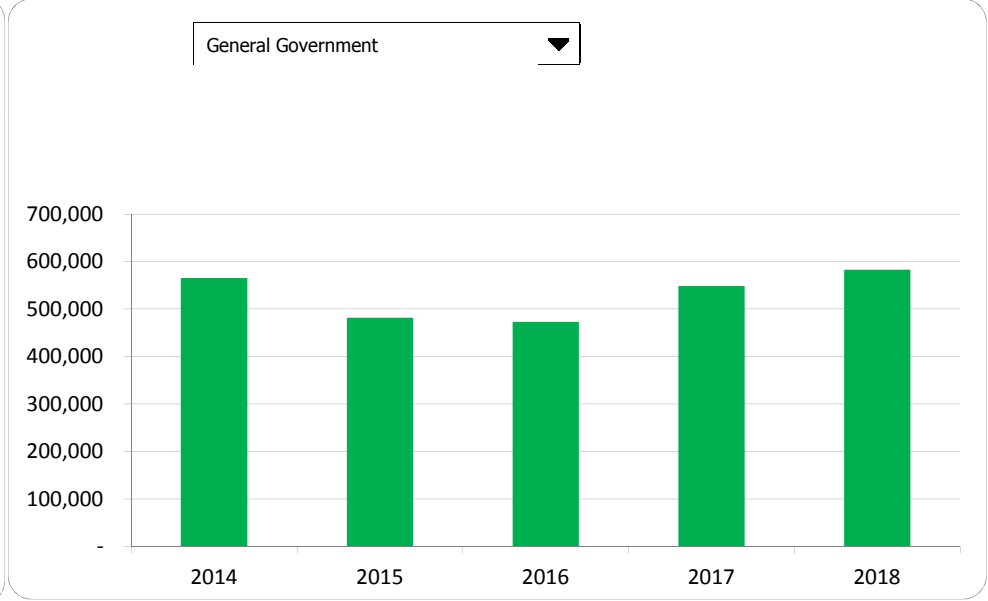
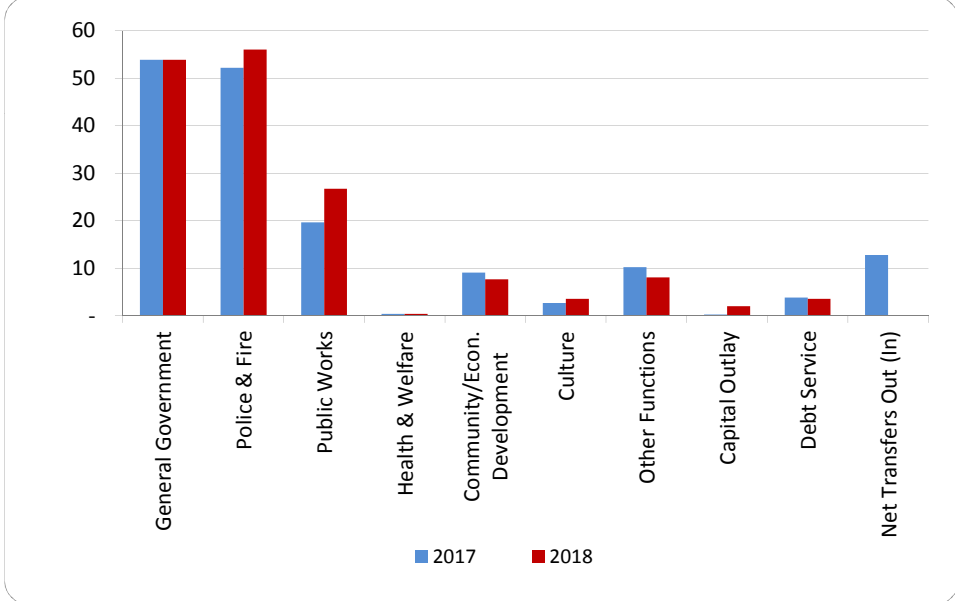
**2. Compared to the prior year**



|                             | 2017                | 2018                | % change     |
|-----------------------------|---------------------|---------------------|--------------|
| General Government          | \$ 548,592          | \$ 582,493          | 6.18%        |
| Police & Fire               | 531,544             | 606,246             | 14.05%       |
| Public Works                | 200,017             | 289,252             | 44.61%       |
| Health & Welfare            | 4,000               | 4,371               | 9.28%        |
| Culture                     | 27,305              | 38,662              | 41.59%       |
| Community/Econ. Development | 92,470              | 82,508              | -10.77%      |
| Other Functions             | 104,031             | 87,217              | -16.16%      |
| Capital Outlay              | 2,761               | 21,450              | 676.89%      |
| Debt Service                | 38,965              | 38,365              | -1.54%       |
| Net Transfers Out (In)      | 129,918             | -                   | -100.00%     |
| <b>Total Expenditures</b>   | <b>\$ 1,679,603</b> | <b>\$ 1,750,564</b> | <b>4.22%</b> |

**3. Spending per capita - compared to the prior year**

**4. Historical trends of individual departments:**



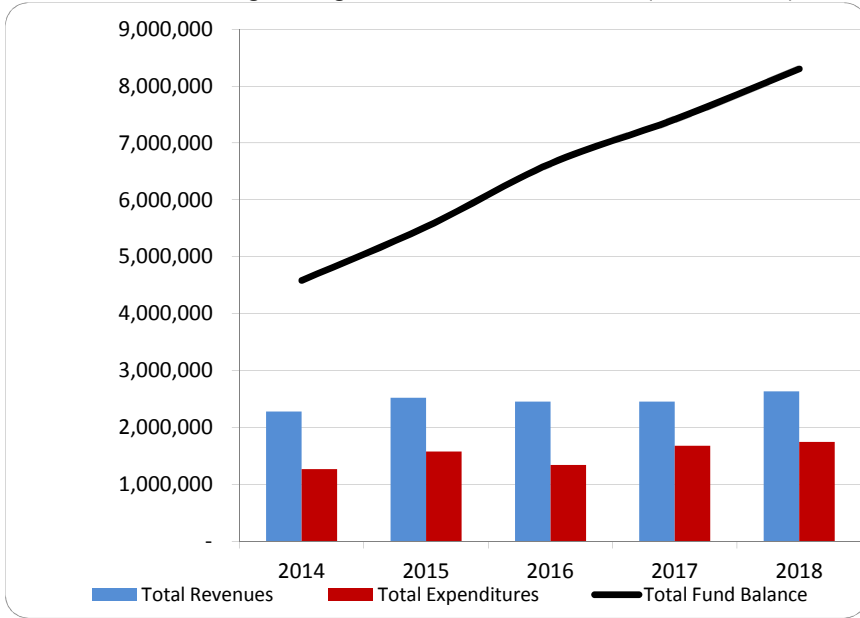
Commentary:

For more information on our unit's finances, contact Mike Cunningham at (810) 629-8631.

**CITIZEN'S GUIDE TO LOCAL UNIT FINANCES - Tyrone Township (47-1150)**

**FINANCIAL POSITION**

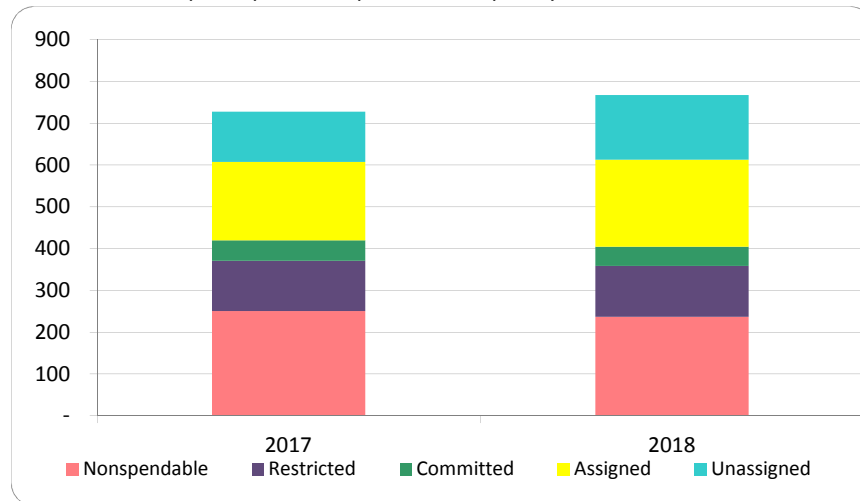
1. How have we managed our governmental fund resources (fund balance)?



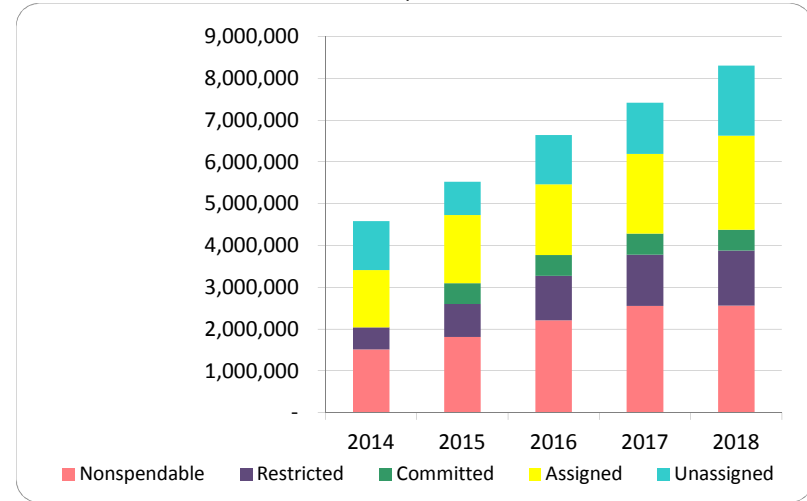
2. Compared to the prior year

|                             | 2017      | 2018      | % change |
|-----------------------------|-----------|-----------|----------|
| Revenue                     | 2,457,242 | 2,635,312 | 7.25%    |
| Expenditures                | 1,679,603 | 1,750,564 | 4.22%    |
| Surplus (shortfall)         | 777,639   | 884,748   | 13.77%   |
| Fund balance, by component: |           |           |          |
| Nondspendable               | 2,555,244 | 2,557,448 | 0.09%    |
| Restricted                  | 1,224,626 | 1,318,347 | 7.65%    |
| Committed                   | 500,000   | 500,000   | 0.00%    |
| Assigned                    | 1,912,224 | 2,251,548 | 17.74%   |
| Unassigned                  | 1,223,110 | 1,672,609 | 36.75%   |
| total fund balance          | 7,415,204 | 8,299,952 | 11.93%   |

3. Fund balance per capita - compared to the prior year



4. Historical trends of individual components



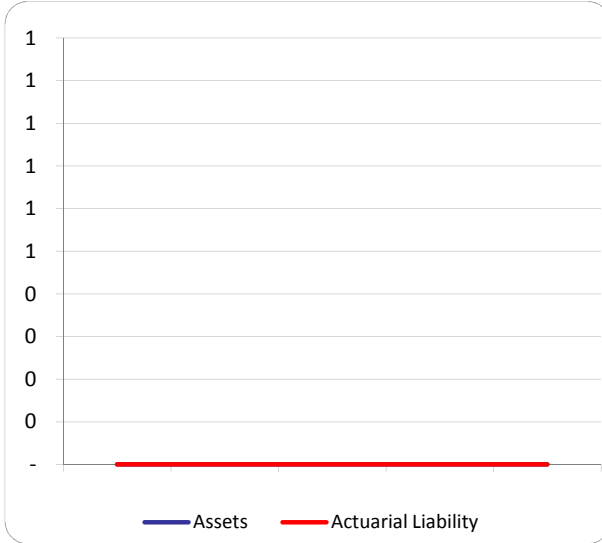
Commentary:

For more information on our unit's finances, contact Mike Cunningham at (810) 629-8631.

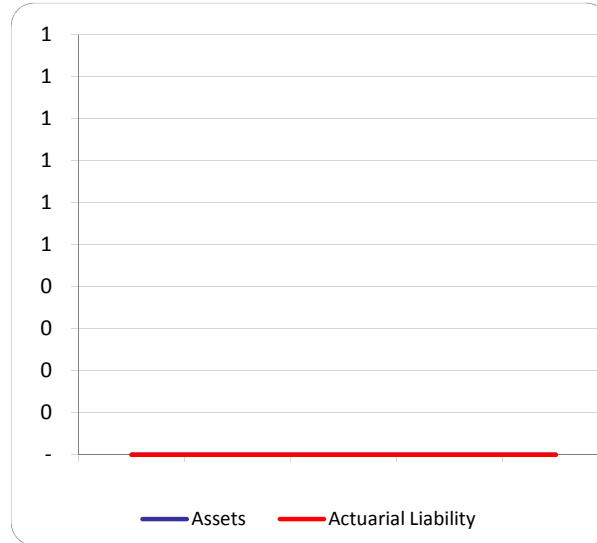
**CITIZEN'S GUIDE TO LOCAL UNIT FINANCES - Tyrone Township (47-1150)**

**OTHER LONG TERM OBLIGATIONS**

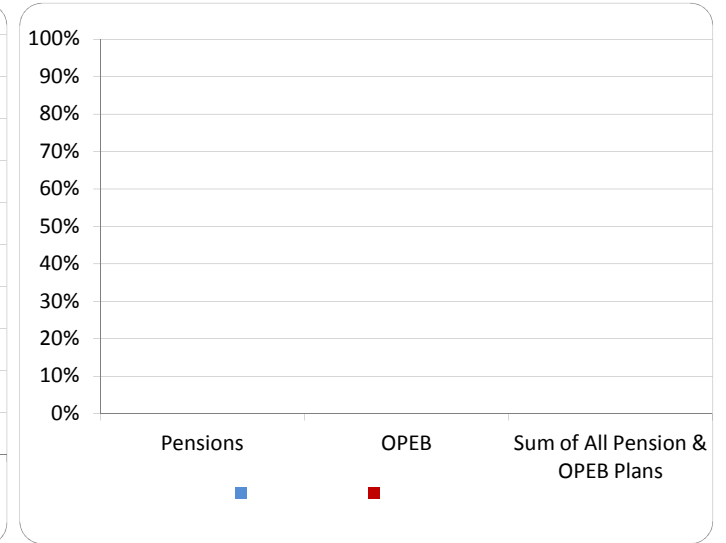
1. Pension funding status



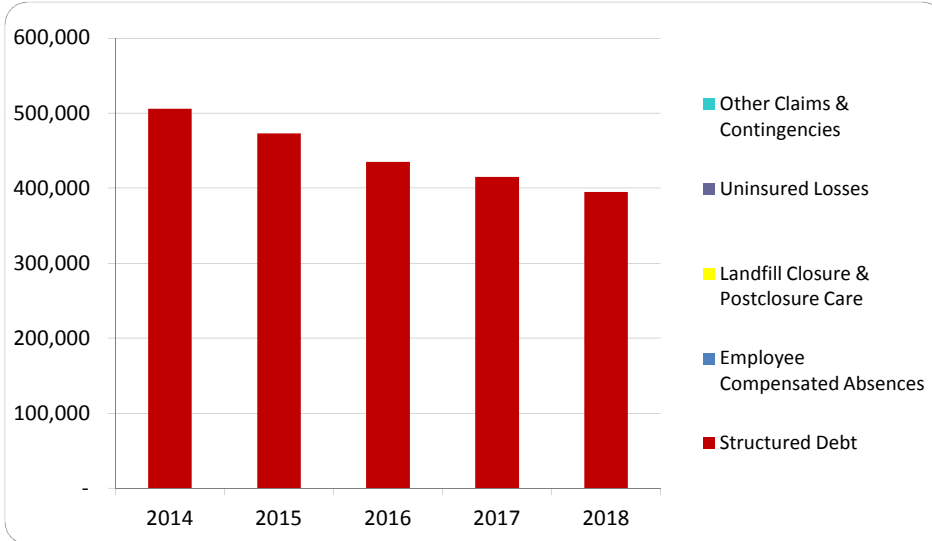
2. Retiree Health care funding status



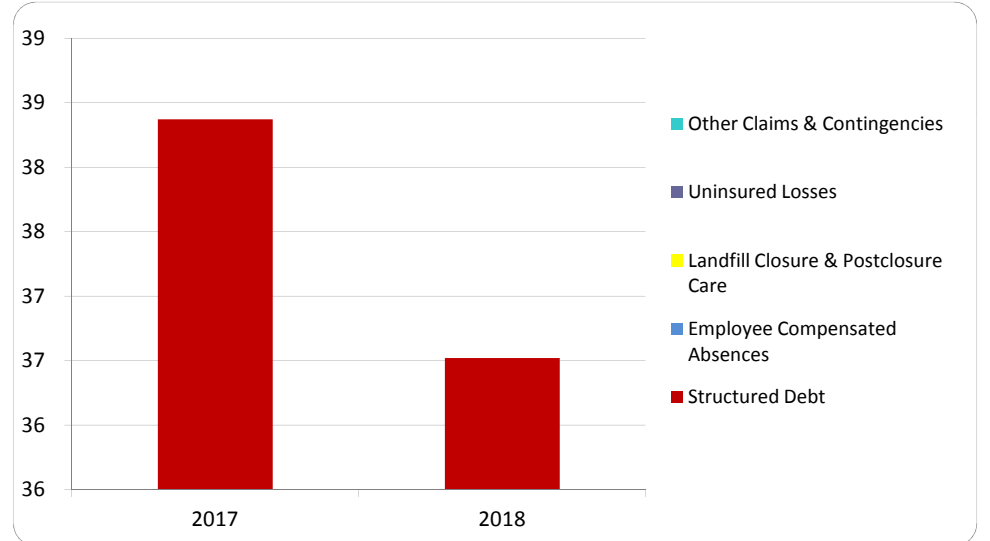
3. Percent funded - compared to the prior year



4. Long Term Debt obligations:



5. Debt & other long term obligations per capita - compared to the prior year



**Commentary: Tyrone Township does not offer a defined benefit pension plan or retiree healthcare.**

For more information on our unit's finances, contact Mike Cunningham at (810) 629-8631.