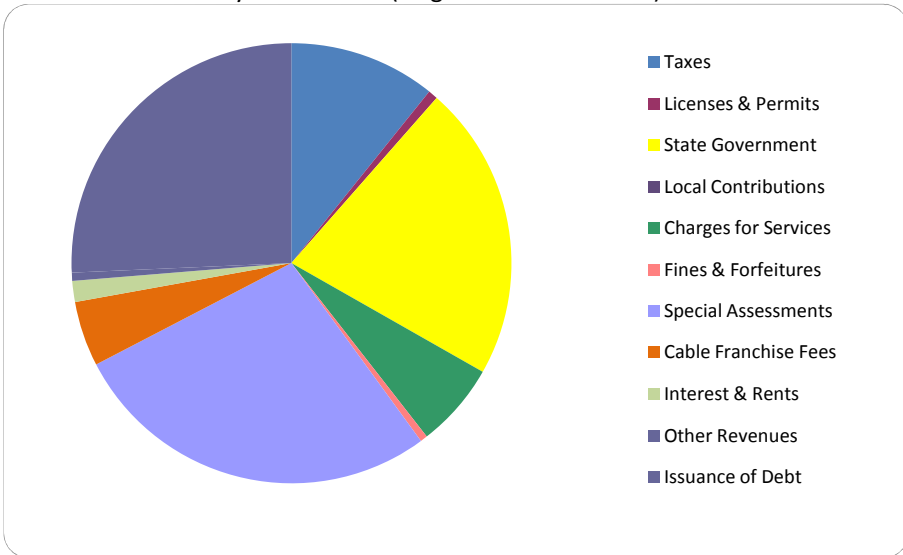


CITIZEN'S GUIDE TO LOCAL UNIT FINANCES - Tyrone Township (47-1150)

REVENUES

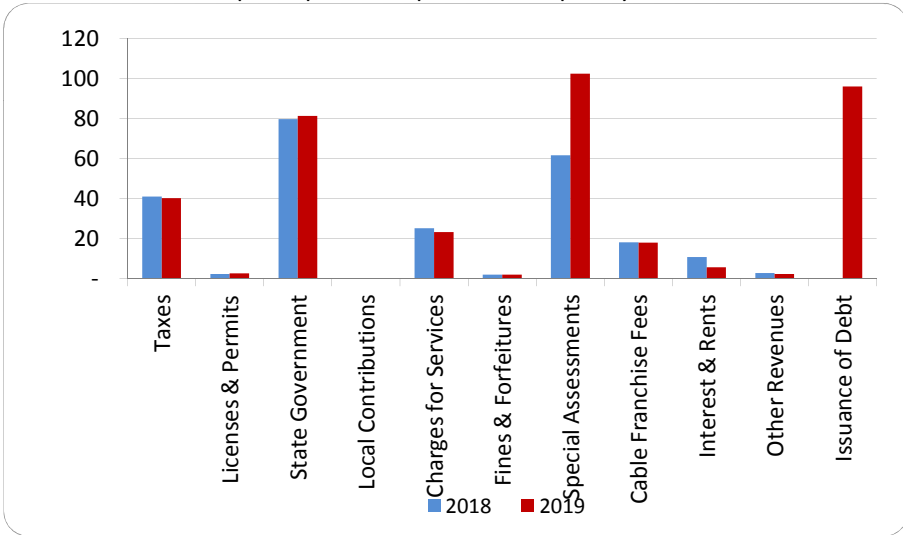
1. Where our money comes from (all governmental funds)



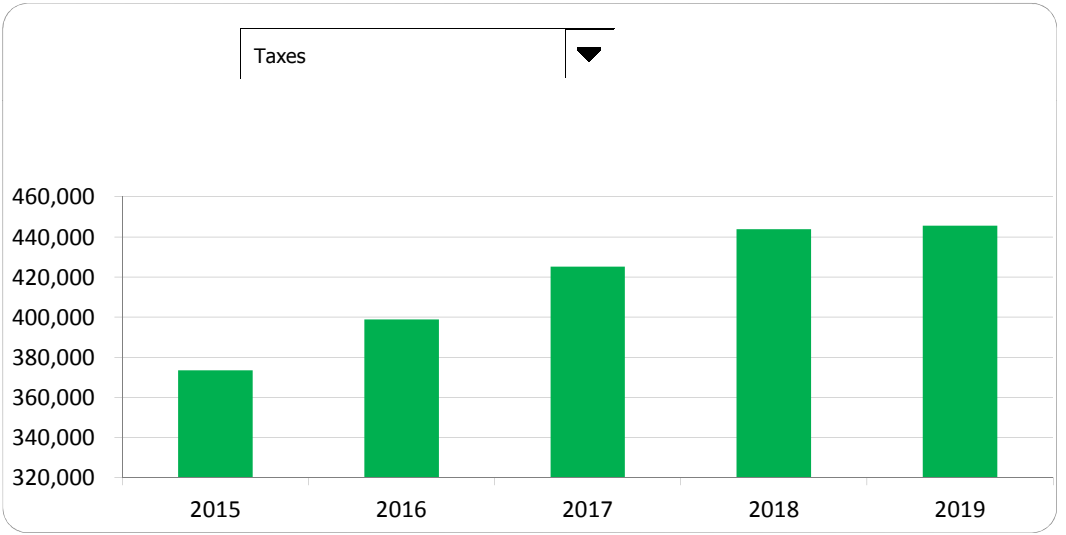
2. Compared to the prior year

	2018	2019	% change
Taxes	\$ 443,809	\$ 445,624	0.41%
Licenses & Permits	25,245	29,274	15.96%
State Government	863,111	900,422	4.32%
Local Contributions	-	-	N/A
Charges for Services	273,105	257,894	-5.57%
Fines & Forfeitures	21,269	21,824	2.61%
Special Assessments	667,889	1,134,506	69.86%
Cable Franchise Fees	195,788	198,496	1.38%
Interest & Rents	115,986	63,109	-45.59%
Other Revenues	29,110	25,077	-13.85%
Issuance of Debt	-	1,063,433	N/A
Total Revenues	\$ 2,635,312	\$ 4,139,659	57.08%

3. Revenue sources per capita - compared to the prior year



4. Historical trends of individual sources



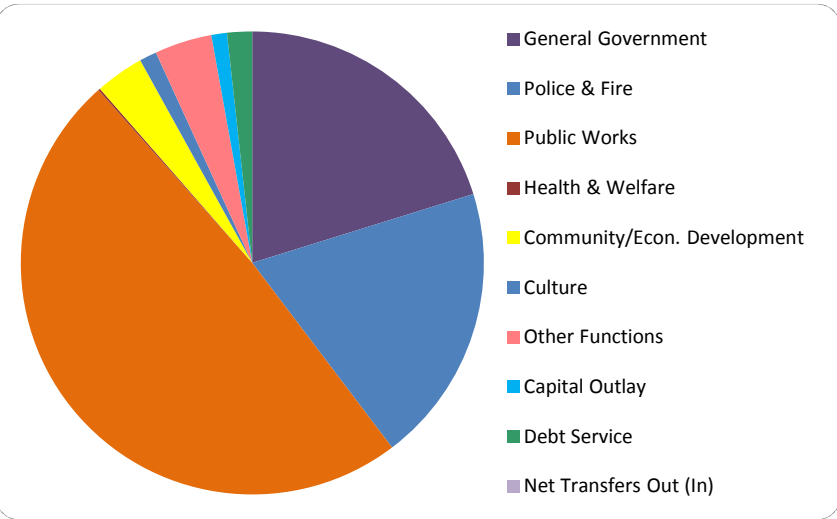
Commentary:

For more information on our unit's finances, contact Mike Cunningham at (810) 629-8631.

CITIZEN'S GUIDE TO LOCAL UNIT FINANCES - Tyrone Township (47-1150)

EXPENDITURES

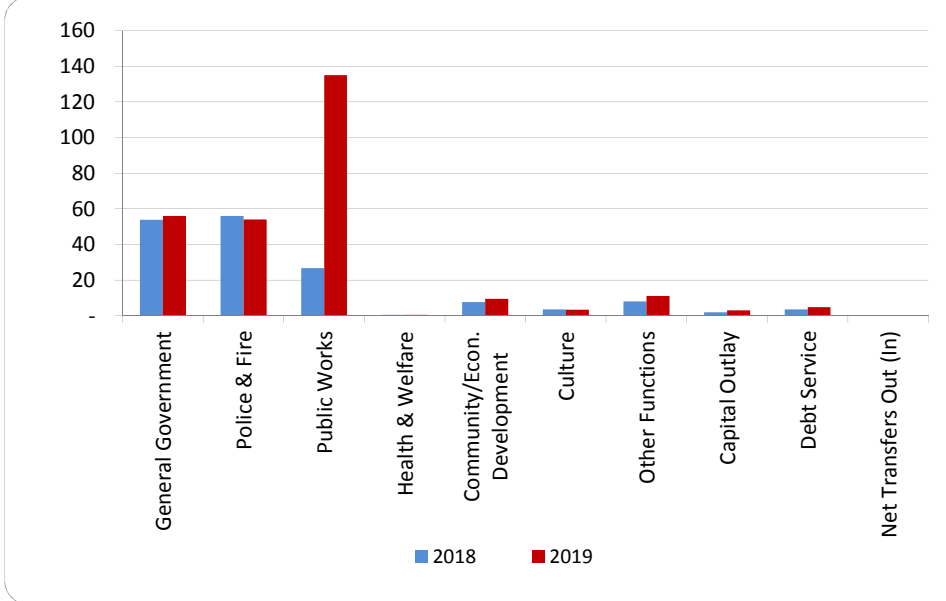
1. Where we spend our money (all governmental funds)



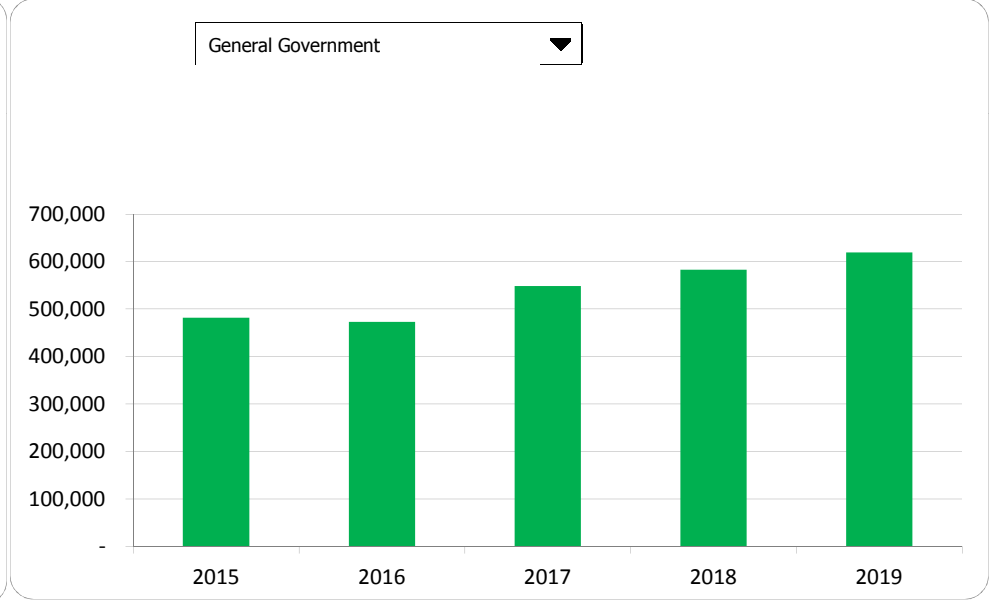
2. Compared to the prior year

	<u>2018</u>	<u>2019</u>	<u>% change</u>
General Government	\$ 582,493	\$ 618,952	6.26%
Police & Fire	606,246	597,663	-1.42%
Public Works	289,252	1,493,711	416.40%
Health & Welfare	4,371	4,400	0.66%
Culture	38,662	36,719	-5.03%
Community/Econ. Development	82,508	104,196	26.29%
Other Functions	87,217	122,852	40.86%
Capital Outlay	21,450	33,593	56.61%
Debt Service	38,365	53,376	39.13%
Net Transfers Out (In)	-	-	N/A
Total Expenditures	\$ 1,750,564	\$ 3,065,462	75.11%

3. Spending per capita - compared to the prior year



4. Historical trends of individual departments:

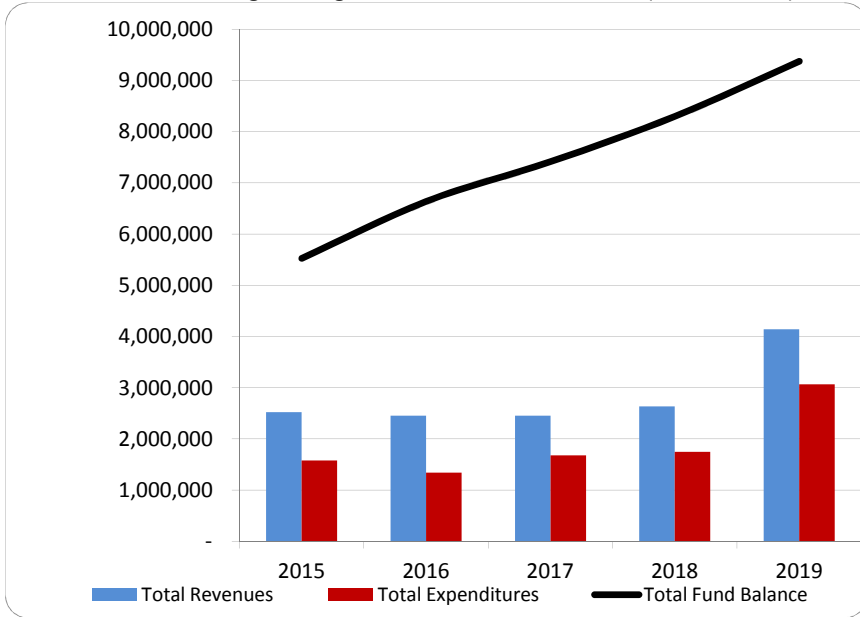


Commentary:

CITIZEN'S GUIDE TO LOCAL UNIT FINANCES - Tyrone Township (47-1150)

FINANCIAL POSITION

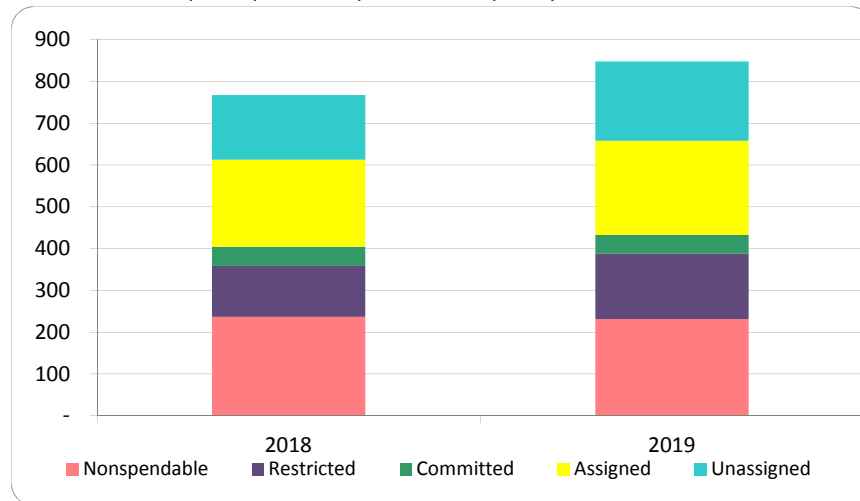
1. How have we managed our governmental fund resources (fund balance)?



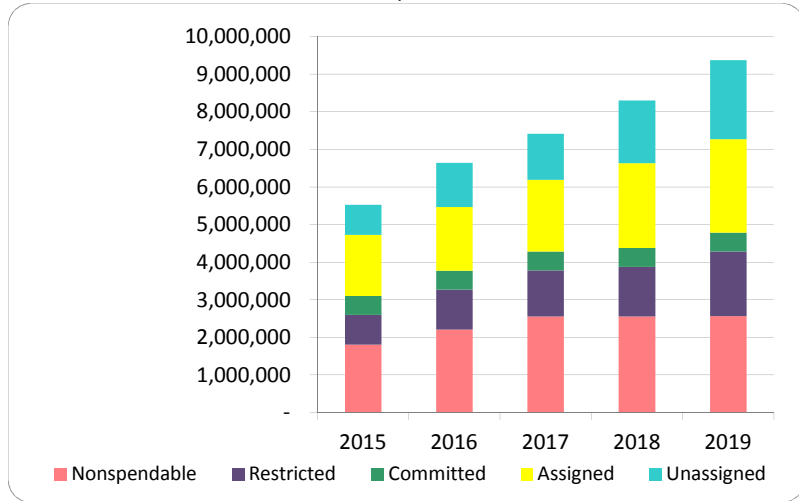
2. Compared to the prior year

	2018	2019	% change
Revenue	2,635,312	4,139,659	57.08%
Expenditures	1,750,564	3,065,462	75.11%
Surplus (shortfall)	884,748	1,074,197	21.41%
Fund balance, by component:			
Nonspendable	2,557,448	2,560,836	0.13%
Restricted	1,318,347	1,721,333	30.57%
Committed	500,000	500,000	0.00%
Assigned	2,251,548	2,490,484	10.61%
Unassigned	1,672,609	2,101,496	25.64%
total fund balance	8,299,952	9,374,149	12.94%

3. Fund balance per capita - compared to the prior year



4. Historical trends of individual components



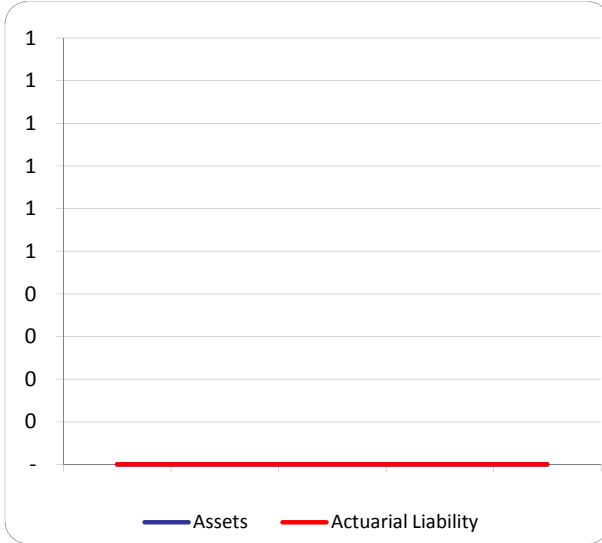
Commentary:

For more information on our unit's finances, contact Mike Cunningham at (810) 629-8631.

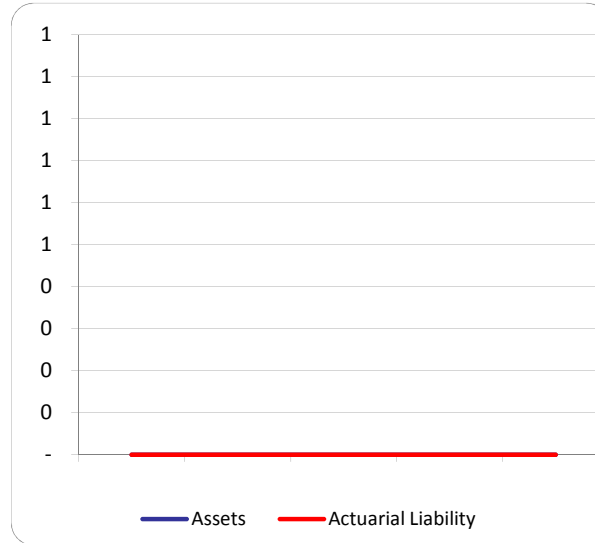
CITIZEN'S GUIDE TO LOCAL UNIT FINANCES - Tyrone Township (47-1150)

OTHER LONG TERM OBLIGATIONS

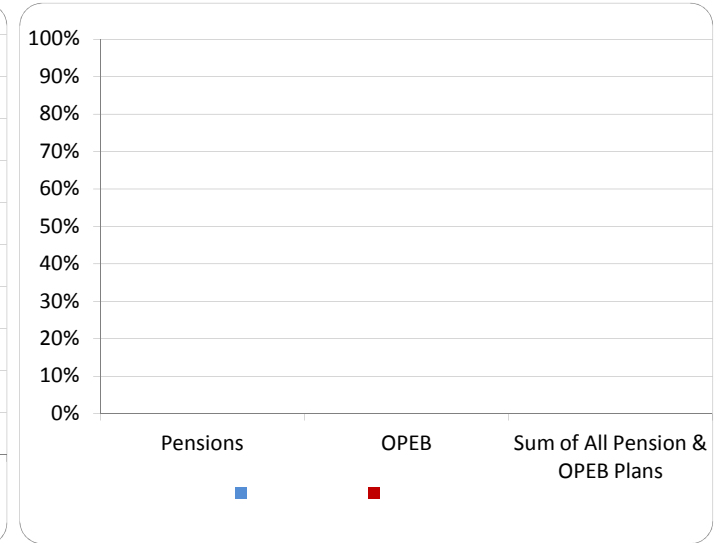
1. Pension funding status



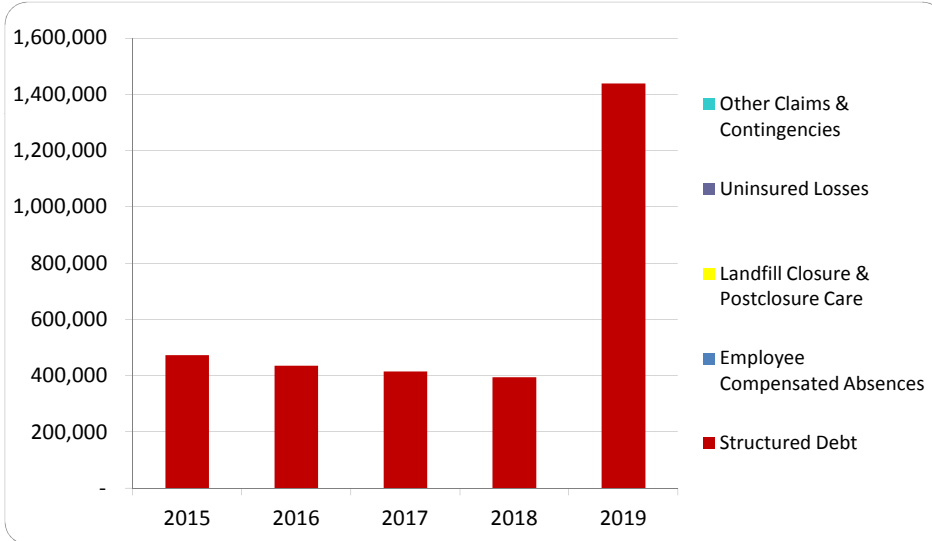
2. Retiree Health care funding status



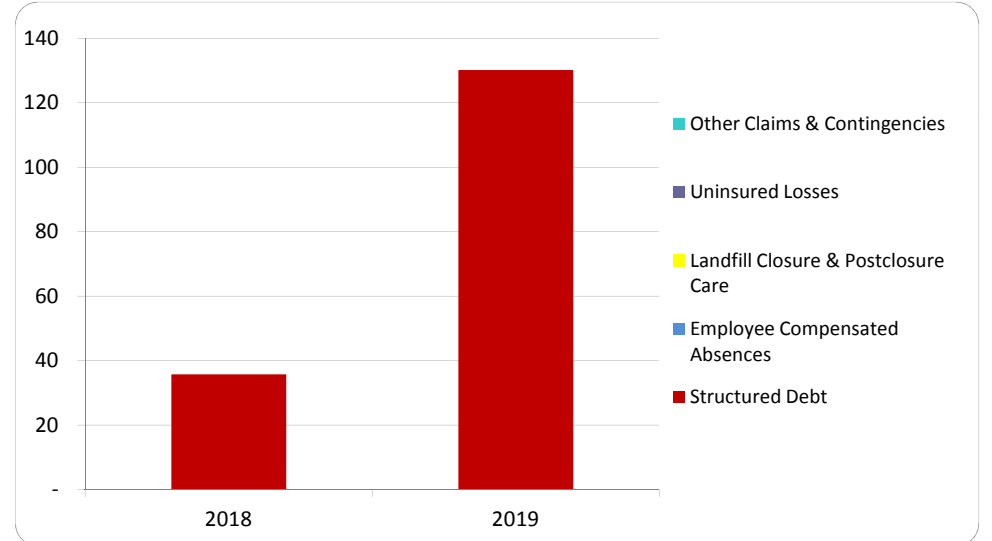
3. Percent funded - compared to the prior year



4. Long Term Debt obligations:



5. Debt & other long term obligations per capita - compared to the prior year



Commentary: Tyrone Township does not offer a defined benefit pension plan or retiree healthcare.

For more information on our unit's finances, contact Mike Cunningham at (810) 629-8631.